



A.B.N. 43 009 438 073




AU07899

## OCCUPATIONAL SAFETY & HEALTH PROGRAMME

AUSTRALIAN AIRCONDITIONING  
SERVICES PTY. LTD.  
42 INDUSTRY STREET  
MALAGA WA 6090

TELEPHONE: (08) 9209 2520  
FACSIMILE: (08) 9209 2530  
Email: [aas@aust-aircon.com.au](mailto:aas@aust-aircon.com.au)  
Web: [www.aust-aircon.com.au](http://www.aust-aircon.com.au)

### SAFE WORK INSTRUCTION

<b>Task Operation:</b> USE OF EQUIPMENT LIFTER (E.G. GENIE)			Form SW 007 Rev A
<b>Special Comments:</b> This procedure is to be used with any operating manuals or training relevant to the tasks. Certain types of Hoists may require the operator to be in possession of a current High Risk Work (HRW) license as issued by WorkSafe WA			
<b>Refer Occupational Safety and Health Regulations 1996. Schedule 6.3</b>			
ACTIVITY	HAZARDS	HOW TO DO IT	PERSONAL PROTECTIVE EQUIPMENT REQUIREMENTS
Steps in order of performance	Applicable to each step	Identify Equipment, Safety Quality and Performance Requirements	
Preparation	Electrocution Falling Objects	<ul style="list-style-type: none"> <li>· Check for overhead electrical hazards</li> <li>· Ensure safe working load is appropriate for the task</li> <li>· Check lifter for serviceability, including warning devices</li> <li>· Check for obvious hazards in area, including overhead</li> </ul>	    
Operation	Falling Objects Crushing Collisions	<ul style="list-style-type: none"> <li>· Loads are appropriately restrained</li> <li>· Lifting attachments are appropriate for load</li> <li>· Load charts are clearly visible and observed</li> <li>· Ensure maximum lifting heights are not exceeded</li> <li>· Warning Devices are constantly operating</li> <li>· Loads, when placed, are stable before withdrawal of lifter</li> <li>· No load is suspended over, or travels over, a person</li> <li>· Observe lifting operation for obstructions</li> </ul>	
After Use Care	Strains Crushing	<ul style="list-style-type: none"> <li>· Restore equipment to safe condition</li> <li>· Tidy area, return any aids</li> <li>· Report any faults, or undue wear, etc., to supervisor</li> </ul>	