



A.B.N. 43 009 438 073





AU07899

OCCUPATIONAL SAFETY & HEALTH PROGRAMME

AUSTRALIAN AIRCONDITIONING
SERVICES PTY. LTD.
42 INDUSTRY STREET
MALAGA WA 6090

TELEPHONE: (08) 9209 2520
FACSIMILE: (08) 9209 2530
Email: aas@aust-aircon.com.au
Web: www.aust-aircon.com.au

SAFE WORK INSTRUCTION

Task Operation: WORKING AT HEIGHTS		Form SW 018 Rev A	
Special Comments: This procedure is to be used with any operating manuals or training relevant to the tasks. Fall Arrester equipment must comply with AS/NZS 1891.1			
ACTIVITY	HAZARDS	HOW TO DO IT	PERSONAL PROTECTIVE EQUIPMENT REQUIRED
Steps in order of performance	Applicable to each step	Identify Equipment, Safety Quality and Performance Requirements	REQUIRED
Providing	Falling Falling Tools Strains Abrasions	When working at heights in excess of 1.8 metres ensure appropriate fall protection is in place. When working at heights ensure a Risk Assessment is carried out prior to commencement of work e.g., Location of Overhead Power Supply. Any other obstructions – ensure plant and equipment is placed on a flat firm surface – if there is potential danger to people below work area, use approved barricades and signs warning them to keep away from work area. Refer WorkSafe Codes of Practice:- Working at Heights	   
		Checklist:- Ladder/Step Ladder <input type="checkbox"/> Mobile Scaffold <input type="checkbox"/> Fixed Scaffold <input type="checkbox"/> Scissor Lift <input type="checkbox"/> Cherry Picker <input type="checkbox"/> Climbers <input type="checkbox"/> Sliding Stage <input type="checkbox"/> Crane <input type="checkbox"/> Safety Line <input type="checkbox"/> Safety Harness <input type="checkbox"/> Inertia Reel <input type="checkbox"/> Any Others <input type="checkbox"/> Any Other <input type="checkbox"/> Any Other <input type="checkbox"/> Special Note: Ensure Personnel are accredited to install, erect or operate above items	